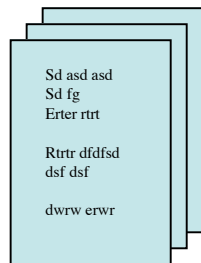


DIRECTING PROCESS - GETTING THE SHOTS YOU WANT

1. Script Analysis

Script



Key Questions

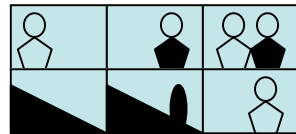
Where's the drama?
What's my visual style?
How can the camera help tell the story?

Key Activities

Analyse the script
Understand spine
Understand characters
Breakdown the beats

2. Storyboarding

Storyboard



Key Questions

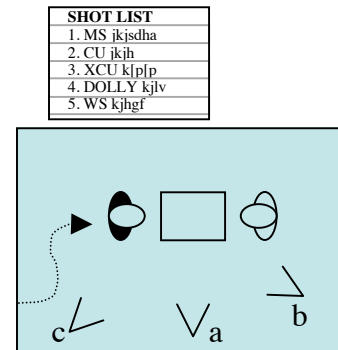
How does the story flow?
How can the camera help tell the story?
What will the film look like?
Is that shot possible/practical?

Key Activities

Visualise the story
Sequence action & images
Imagine the shot
Link shots to narrative intent
Draw the storyboard

3. Shot Planning

Shot list & Shot plans



Key Questions

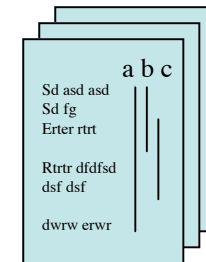
How do I get the shots I want ?
How many set-ups do I need?
How will actors move?
How will cameras move?
What equipment do I need?

Key Activities

List the shots you need to get
Visualise locations
Visualise actor movement
Visualise camera movement
Identify camera positions
Draw overhead plans

4. Lining the script

Script



Key Questions

Have I got everything covered?
Does the shot plan deliver the film I want to make?

Key Activities

Compare shot plans to script & storyboard
Line the script
Re-plan if necessary